

# OTS100AF, OTS80AF and OTS60AF

## Laboratory oil testers



- **Laboratory instruments for measuring insulating oil breakdown voltage**
- **Lock in precision - oil vessel with lockable adjustment**
- **Bright 3.5" colour display visible out doors**
- **Suitable for mineral, ester and silicon oils**
- **Trip detection circuit with direct measurement of voltage and current**
- **Ultra fast (< 10  $\mu$ s) HV switch off time**

### DESCRIPTION

Megger's automatic laboratory oil test sets perform accurate breakdown voltage tests on mineral, ester and silicon insulating liquids. Moulded test vessels give repeatable results with lock in precision electrode gap setting adjustment wheels. The transparent, shielded lid and large test chamber enable easy access to the test vessel.

All three laboratory models are fitted with a 12 key alpha-numeric keypad to facilitate entry of test ID, filenames, notes etc. Alpha characters are entered by repetitive pressing on a key, the same way as text is entered modern cellular telephones.

Test standards are preloaded in the instrument and new versions can be uploaded via USB flash drive. All laboratory models support the creation of user defined custom tests. Test results are identified either by a serial number or asset ID and are time and date stamped. Megger's asset and data management software, PowerDB Lite, is bundled at no extra cost providing an excellent tool for downloading and printing results.

An optional internal printer provides a hard copy of results. Ink based printout ensures durability at all temperatures. USB interfaces (x3), USB flash drive, external USB printer and barcode scanner.

User safety is paramount and Megger have designed independent and dual redundant high voltage cut-off circuitry to ensure safety. During a test the operator can terminate by pressing any button on the keyboard which will remove high voltage immediately and abort the test. The transparent lid provides ample visibility within the chamber yet is protected and electrically shielded by a screen with multiple links to instrument ground.

### APPLICATION

Monitoring and maintenance of oil quality is essential in ensuring the reliable operation of oil filled electrical equipment. Codes of practice have been established in many countries that include several different types of test on insulating oils.

One of the fundamental tests of oil quality is the breakdown voltage test, which is a measure of the oil's ability to withstand electric stress. A low breakdown voltage can indicate the presence of contaminants such as water or conducting particles.

Care should be taken to ensure the process of sampling oil and subsequent testing does not in any way contaminate it with foreign objects. Cleaning vessels between oil tests should be a rinse with the next sample, never clean with fibrous materials. To ensure an accurate reading set gap carefully and lock adjusting wheels.

### FEATURES AND BENEFITS

- Test voltages : 60 kV, 80 kV and 100 kV
- Lock in precision oil vessel - lockable gap setting
- Flat electrode gap gauges that will not damage electrodes
- Automatic oil temperature measurement
- QVGA colour display with backlight visible in sunlight
- Large, easy clean test chamber with oil drain
- High visibility test chamber
- Safe operation with dual redundant micro switch
- Intuitive user interface

## OPTIONAL FEATURES

- Internal printer
- Motorised lid impeller
- Voltage check unit (VCM100D/VCM80D)

## SPECIFICATIONS

### Test voltage

OTS60AF 0 to 60 kV rms maximum (30 kV - 0 - 30 kV)  
 OTS80AF 0 to 80 kV rms maximum (40 kV - 0 - 40 kV)  
 OTS100AF 0 to 100 kV rms maximum (50 kV - 0 - 50 kV)

**Voltage resolution and accuracy** 0.1 kV  $\pm 1\%$   $\pm 2$  digits

### Programmed test sequences

ASTM D 1816-04	BS EN 60156-96	SABS EN60156
ASTM D 877A-02	CEI EN 60156-95	VDE0370 part 5
ASTM D 877B-02	IRAM 2341	AS1767.2.1
IEC 60156-95	UNE EN 60156	PA SEV EN60156
		NF EN 60156 JIS C
2101-99 (M)		JIS C 2101-99 (S)
		plus 3 custom test sequences

**Vessels** 400 ml (standard) 150 ml (option)  
 Nylon 12 chamber provides precision electrode alignment, adjustment wheels lock electrodes in position, option of 150 ml vessel for low volume oil samples

**Temperature measuring range** 10 °C to 65 °C

**Temperature sensor resolution** 1 °C

**Power supply** Line voltage 85 to 265 VAC  
 Line frequency 50/60 Hz

**Interface** USB 2.0 compatible  
 2 x USB type-A (Flash drive, printer, other)  
 1 x USB type-B (Factory use only)

**Internal printer** (Option)  
 Matrix impact printer  
 Paper 57.5 mm wide

**External printer** Any printer with USB interface and PCL3 driver

**Protection** Dual safety micro switches on chamber cover

**Display** 320 x 240 QVGA colour display with backlight

**Operating temperature range and humidity** 0 °C to +50 °C  
 80% RH at 40 °C

**Storage temperature range and humidity** -30 °C to +65 °C  
 95% RH at 40 °C

**Maximum altitude** 2000 m

## Safety

Designed in accordance with IEC61010

Dual safety micro switches on chamber cover

## EMC

Light industrial IEC 61326-1 Class B, CISPR 22, CISPR 16-1 and CISPR 16-2

## Dimensions

All models 580 mm x 420 mm x 290 mm

## Weight

All models 30 kg with printer option fitted

## Language

English, French, German, Spanish, Chinese, Czech, Dutch, Finnish, Italian, Norwegian, Polish, Portuguese, Russian and Swedish













**Programmed test sequence overview**

Standards complied with and programmed	Oil types tested		Electrode gap options (mm)				Electrode shape options			Oil stirring options			Voltage rise rate options			Breakdown test sequence		
	Mineral Ester HIMWH	Silicon	1.0	2.0	2.5	2.54							0.5 kV/s	2 kV/s	3 kV/s	Number of tests	Initial stand time	Time between tests
IEC 60156-95	■	■			■		■			■				■		6	5 mins	2 mins
BS EN 60156-96	■	■			■		■			■				■		6	5 mins	2 mins
CEI EN 60156-95	■	■			■		■			■				■		6	5 mins	2 mins
IRAM 2341	■	■			■		■			■				■		6	5 mins	2 mins
UNI EN 60156	■	■			■		■			■				■		6	5 mins	2 mins
NF EN 60156	■	■			■		■			■				■		6	5 mins	2 mins
SABS EN 60156	■	■			■		■			■				■		6	5 mins	2 mins
VDE 0370 part 5	■	■			■		■			■				■		6	5 mins	2 mins
AS1767.2.1	■	■			■		■			■				■		6	5 mins	2 mins
PA SEV EN 60156	■	■			■		■			■				■		6	5 mins	2 mins
JIS C 2101-99 (M)	■				■		■			■				■	5 x 2	2 mins	1 min	
JIS C 2101-99 (S)		■			■		■			■				■	1 x 5	2 mins (x5)	N/A	
ASTM D 1816-04	■	■		■			■			■			■		5	3 mins	1 min 15s	
ASTM D 877A-02	■	■				■				■				■	5	2 mins	1 min	
ASTM D 877B-02	■	■				■				■				■	1 x 5	2 mins (x5)	N/A	
Custom tests (x3) (Programmable)	■	■	1.0 to 7.0				■				■		0.5 kV/s to 5 kV/s			5, 6 or 10	10s to 600s	10s to 600s

**ORDERING CONFIGURATION**

Example of an ordering configuration:-

OTS100AF-USA-P4 = This order is for an OTS100AF with US power lead, ASTM electrode set, internal printer and lid stirrer.

Model:	OTS	AF-	-	-	-	Weights
<b>Select Model</b>	100 kV	100				29.5 kg
	80 kV	80				29.5 kg
	60 kV	60				29.5 kg
<b>Select Power Cord</b>		EU Lead	EU			
		UK Lead	UK			
		US Lead	US			
		Australian Lead	AU			
		No Plug Lead	BL			
<b>Select Electrode Set</b>			ASTM Set	A		
			IEC Set	E		
			Full Set	U		
<b>Select Printer Option</b>			Internal Printer	P		0.54 kg
			No Printer	X		0.08 kg
<b>Select Stirrer Option</b>			Stirrer Lid Assembly Fitted	4		0.3 kg
			Stirrer Lid Assembly Not Fitted	X		

## ORDERING INFORMATION

Description	Order Code	Description	Order Code
configured*	OTS60AF	36 mm mushroom electrodes (2)	
configured*	OTS80AF	Magnetic stirrer bar (2)	
configured*	OTS100AF	Magnetic stirrer bar retriever (1)	
<b>Included accessories (on all configurations)</b>		Gap gauge set	1001-478
Vessel 400 ml assembly		<b>Full electrode set (covers IEC and ASTM standards)</b>	
Magnetic bead stirrers (2 off)		12.7 mm spherical electrodes (2)	
Magnetic bead retriever		36 mm mushroom electrodes (2)	
User manual CD		25.4 mm standard (sharp edges) cylindrical electrodes (2)	
PowerDB Lite software		25.4 mm non-standard (round edges) cylindrical electrodes (2)	
Electrode gauge set 1, 2, 2.5, 2.54 mm		Magnetic stirrer bar (2)	
		Magnetic stirrer bar retriever (1)	
<b>Configured accessories (to order additional or spares)</b>		Gap gauge set	
<b>OTS IEC60156 Electrode set contents</b>		1001-479	
<b>- supplied in accessory case</b>		Vessel lid mounted impeller (ASTM D1816) for use with 400 ml vessel	
12.7 mm spherical electrodes (2)		1001-102	
36 mm mushroom electrodes (2)		<b>Optional accessories</b>	
Magnetic stirrer bar (2)		Vessel 400 ml assembly (no electrodes supplied)	
Magnetic stirrer bar retriever (1)		1001-473	
Gap gauge set		Vessel 150 ml assembly (no electrodes supplied)	
1001-477		1001-474	
<b>OTS ASTM D877/D1816 Electrode set contents</b>		VCM100D digital voltage checker	
<b>- supplied in accessory case</b>		1001-105	
25.4 mm standard (sharp edges) cylindrical electrodes (2)		VCM80D digital voltage checker	
25.4 mm non-standard (round edges) cylindrical electrodes (2)		1001-801	
		Printer paper, 1 roll (MOV applies) (4 rolls supplied if printer configured)	
		25995-001	
		Barcode reader, USB	
		1001-047	
		<b>NOTE:</b>	
		* See ordering configuration on previous page	

**UK**  
 Archcliffe Road Dover  
 CT17 9EN England  
 T +44 (0) 1304 502101  
 F +44 (0) 1304 207342  
 UKsales@megger.com

**UNITED STATES**  
 4271 Bronze Way  
 Dallas TX 75237-1019 USA  
 T 800 723 2861 (USA only)  
 T +1 214 333 3201  
 F +1 214 331 7399  
 USsales@megger.com

**OTHER TECHNICAL SALES OFFICES**  
 Valley Forge USA, College Station USA,  
 Sydney AUSTRALIA, Danderyd SWEDEN,  
 Ontario CANADA, Trappes FRANCE,  
 Oberursel GERMANY, Aargau SWITZERLAND,  
 Kingdom of BAHRAIN, Mumbai INDIA,  
 Johannesburg SOUTH AFRICA, Chonburi THAILAND

**CERTIFICATION ISO**  
 Registered to ISO 9001:2008 Cert. no. Q 09290  
 Registered to ISO 14001:2004 Cert. no. EMS 61597  
**OTS100AF--OTS80AF--OTS60AF**  
**\_DS\_en\_V08.pdf**  
[www.megger.com](http://www.megger.com)  
 Megger is a registered trademark